

24

**File Name:** browning twelvette owners manual.pdf

**Size:** 2425 KB

**Type:** PDF, ePub, eBook

**Category:** Book

**Uploaded:** 5 May 2019, 22:49 PM

**Rating:** 4.6/5 from 747 votes.

**Status: AVAILABLE**

Last checked: 11 Minutes ago!

**In order to read or download browning twelvette owners manual ebook, you need to create a FREE account.**

[\*\*Download Now!\*\*](#)

eBook includes PDF, ePub and Kindle version

[Register a free 1 month Trial Account.](#)

[Download as many books as you like \(Personal use\)](#)

[Cancel the membership at any time if not satisfied.](#)

[Join Over 80000 Happy Readers](#)

### Book Descriptions:

We have made it easy for you to find a PDF Ebooks without any digging. And by having access to our ebooks online or by storing it on your computer, you have convenient answers with browning twelvette owners manual . To get started finding browning twelvette owners manual , you are right to find our website which has a comprehensive collection of manuals listed.

Our library is the biggest of these that have literally hundreds of thousands of different products represented.



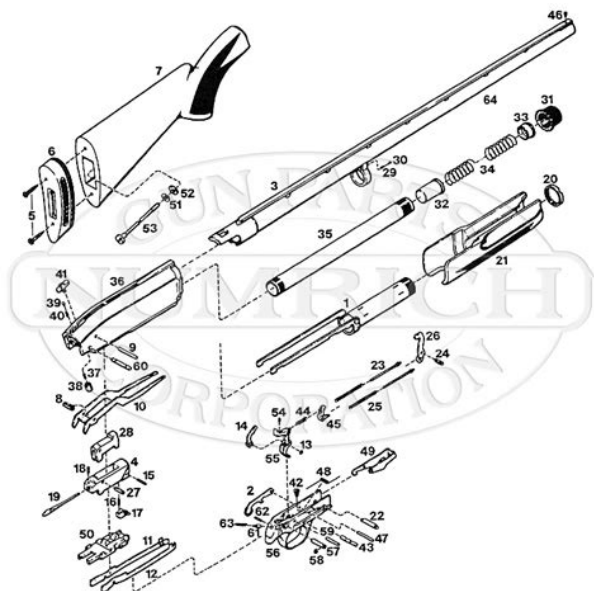
## Book Descriptions:

### **browning twelvette owners manual**



A list of modern browsers is below; simply click an icon to go to the browser's download page. Would you like to visit Browning International If you cannot find the manual you need please use our online order system or contact us directly at any time by email or by phone during office hours. It is important that you read and understand your firearms owners manual thoroughly before using it. They range in size from 1mb to 10mb. These files require Adobe Acrobat Reader 6 or above. If you do not have this program installed on your computer, you will not be able to view these files. If you need Adobe Acrobat Reader you can get this free program from Adobe. Try our online manual order form. If this does not seem to work, we recommend you click the links below with your right mouse button, then select Save Target As from the menu or similar wording, depending on your browser. How seriously you take these responsibilities can be the difference between life and death. There is no excuse for careless or abusive handling of any firearm. At all times handle this firearm and all other firearms with intense respect for their power and potential danger. Please read and understand all of the cautions, warnings, notices, proper handling procedures and instructions outlined in this owner's manual before using your new firearm. Be extremely alert and aware of all persons and property within the range of your ammunition. Mechanical "safeties" are designed to place your firearm in a safer status, and no guarantee can be made that the firearm will not fire even if the "safety" is in the on safe position. Mechanical "safeties" merely aid safe gun handling and are no excuse for pointing your firearm's muzzle in an unsafe direction. Always treat this firearm with the respect due a loaded, readytofire firearm. Remember, merely removing the magazine does not mean the chamber is unloaded. Always keep the chamber empty and the "safety" in the on safe position unless shooting is imminent. <http://www.klostercompany.com/userfiles/danfoss-akd-2800-manual.xml>

- **browning twelvette owners manual, browning twelvette owners manual.**



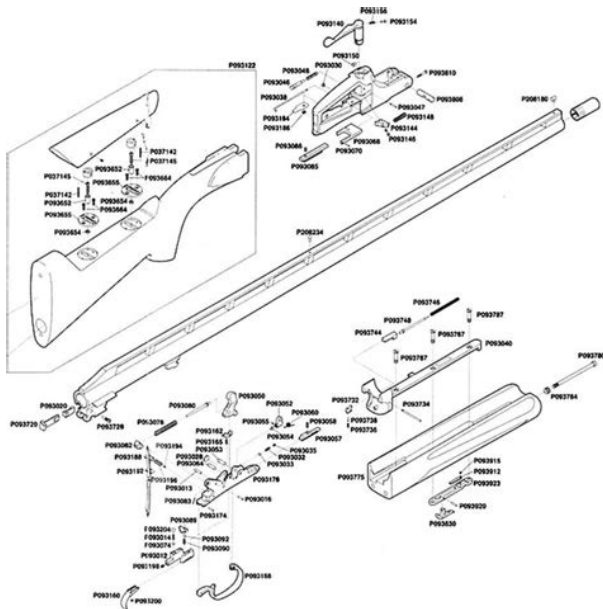
Wear hearing protection shooting earplugs or muffs to guard against such damage. Allow proper distance eye relief between a scope and your eye when firing a scoped rifle, shotgun or pistol. Do not use unorthodox shooting methods that could cause the rearward travel of the slide or bolt of a firearm to contact your eyes, face or hands. Always keep a safe distance between the muzzle of your firearm and any persons nearby, as muzzle blast, debris and ejecting shells could inflict serious injury. Be extremely careful while hunting or during any shooting activity to avoid dropping any firearm. The following rules should always be observed by you and those you hunt with. Always make certain that the stand being used is safe and stable. Always make certain that your firearm is unloaded when it is being taken up and down from the stand. Always make certain that your firearm is not dropped from the stand, or dropped while it is being taken up or down from the stand. Store all firearms in secure, locked cases or a gun safe. Keep your firearm unloaded when not in use. It only takes a small obstruction to cause dangerously increased pressures that can damage your firearm and cause serious injury to yourself and others. Rotate the ejection area of the firearm away from you, carefully open the action and remove the shell from the chamber. If the primer is indented, the defective shell should be disposed of in a way that cannot cause harm. If the primer is not indented, your firearm should be examined by a qualified gunsmith and the cause of the malfunction corrected before further use. Glance down the barrel to make sure that no obstructions remain in the barrel. Completely clear the barrel before loading and firing again. Failure to follow these instructions can cause extensive damage to your firearm and possible serious injury to yourself and others. Store all shells of different gauges in completely separate and wellmarked containers. <http://www.starwheelfoundation.org/userfiles/danfoss-akcess-55-manual.xml>



Never store shells of mixed gauges in a common container or in your pockets. It is your responsibility to read and heed all warnings in this owner's manual and on ammunition boxes. Nevertheless, we can assume no liability for incidents which occur through the use of shells of nonstandard dimensions or which develop pressures in excess of commercially available ammunition which has been loaded in accordance with standards established by the Sporting Arms and Ammunition Manufacturers' Institute SAAMI. Never shoot at water or hard objects. If you observe other shooters violating any of these safety precautions, politely suggest safer handling practices. Keep ammunition away from the cleaning location. Never test the mechanical function of any firearm with live ammunition. Encourage enrollment in hunting and shooting safety courses. We assume no liability for incidents which occur when unsafe or improper firearm accessories or ammunition combinations are used. Browning firearms should be serviced by a Browning Recommended Service Center or by our Service Facility in Arnold, Missouri. We assume no responsibility for injuries suffered or caused by unauthorized servicing, alterations or modifications of Browning firearms. Browning firearms are designed and engineered to meet stringent safety standards. Browning is not responsible for personal injuries or property damage caused by alterations to a firearm. This includes the incorporation of aftermarket parts or components that may or may not satisfy Sporting Arms and Ammunition Manufacturers' Institute SAAMI standards for example, an aftermarket trigger system may not satisfy SAAMI minimum trigger pull standards, etc. or may create other dangerous conditions. These conditions may or may not be apparent to the user for example, installing an aftermarket barrel may have the effect of altering critical firearm dimensions, including headspace, and may create an unsafe firing condition, etc..

Aftermarket parts or components that do not satisfy SAAMI standards, or that could create other dangerous conditions, should not be used. Visit the Web site of the California Attorney General at for information on firearm laws applicable to you and how you can comply. If you keep a loaded firearm where a child obtains and improperly uses it, you may be fined or sent to prison. Visite la pagina web de California Attorney General, para mas informacion sobre como cumplir con las leyes de armas de fuego. Si usted deja un arma cargada al alcance de un nino, y este la utiliza indebidamente, usted podria ser multado e incluso enviado a la carcel. A list of modern browsers is below; simply click an icon to go to the browser's download page. Would you like to visit Browning International Invented by Val Browning, son of John M. Browning, production ceased in 1971. We have most owners manuals online. The Double Automatic ceased production in 1972. It is not my intent to step on toes. I have just picked up a Double Automatic and would like a manual for it. I am aware of Rediscovered Shooting Treasures, but they wont mail to Canada. I was able to find a gunsmith manual on EBay, which is now in the mail. Do any members here have an owners manual in PDF form they could send

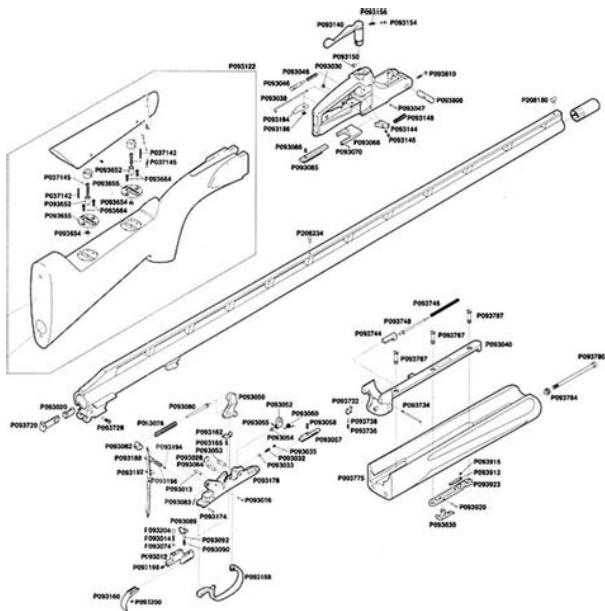
me. Thanks WadeAnother member has offered to send me scans of his. Love the gun. Its an early one, without the numerical prefix on the serial number. The gentleman I purchased it from said he was told the original owner bought it in 1957. Just picked it up at the post office on Wed, clays course isnt open until Sun. Took it to the rifle range Wed for function testing. Very nice gun, now my biggest problem is Im just going to have to find a Twelvette and a Twentyweight to keep her company! If you or anyone else would like a copy, send me a PM with your email address.He has done a great job making a clean and legible copy. I appreciate you sending it to me!



<http://www.drupalitalia.org/node/67206>

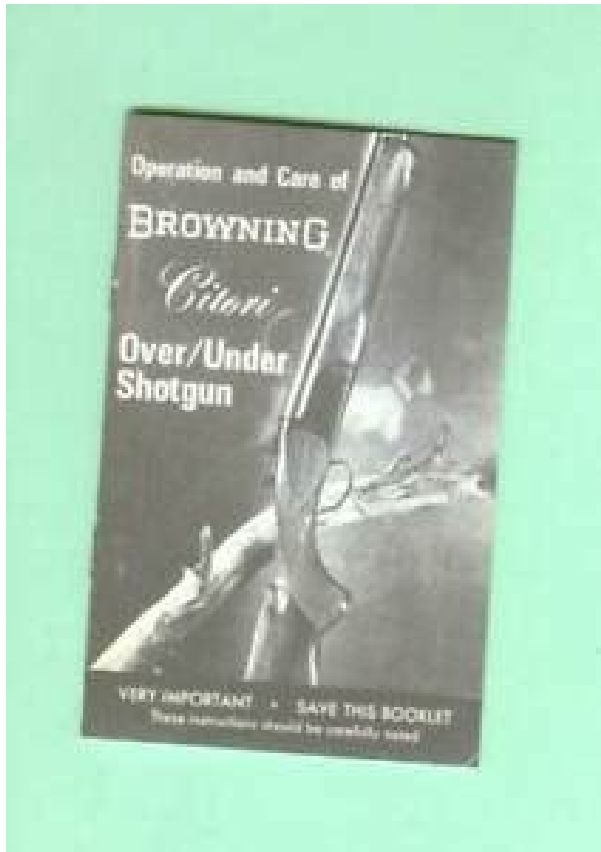
JWThe has done a great job making a clean and legible copy. I appreciate you sending it to me. JWT Youre welcome, glad to help. Thanks Send me your email address if you still need one, I have a clean PDF at 240dpi I have it at 300dpi also, but its almost 12mb and doesnt always make it through the various email bottlenecks. In for overall takedown and clean. Found owneroperator manual at [www.rediscoveredshootingtreasures.com](http://www.rediscoveredshootingtreasures.com). Looking forward to the work, and test fire. The DOM period of 54 to 72 is pre Miroku production, but i find nothing definitive on country of production. does the gun have any of the Belgian markings Its in for just a good detailed takedown, and clean, and test fire. The receiver is black anodized aluminum, with gold inlay borders, and gold inlay center engravings. Its in fair condition. Has been in poor climate storage for many years. Barrel is freckled with rust, will see what the Flitz will do. It came from one of those storage cell auctions, that my customer bought out, along with a Winchester 275 pump 22 magnum. I have it up and running now. I dont have my owners manual yet from RST, on Ebay, but from what I have learned from just tinkering with it, it is only a two shot gun. With bolt open, and locked back, you insert one shell into the chamber from the right side, then insert the second shell into the receiver from the left side. on insertion of the second shell, the bolt closes into battery position, and second shell locks and loads very quickly on firing the first round. Neat old rascal, and from what I have read up on them, only about 67,000 of them were made. Thats a lot of guns, but in the total scheme of gun production, not really of lot. Once I get my owners manual I will know a lot more. Will advise. Has all the Leige proof marks. Funky way of loading into the breech, and only holds two rds. No felt recoil at all, and loads second rd. Neat design. I guess it was unpopular because it only holds two rds.

<https://artoftheark.com/images/3m-overhead-projector-model-2000-manual.pdf>



From what I have googled up on it, was designed by Val Browning, JM Brownings son. one of many.he.e. after all, he was a Morman old school Morman, This one has a black, aluminum anodized receiver, with Gold inlay, and engravings, nice walnut stocks, and blued barrel. The internals are pure stainless steel, and clean as can be. The Twelvette models had the aluminum receivers, and very lightweight. The standard Double Automatics had steel machined recievers and were heavier in weight. Its a complicated mechanism for sure, especially the barrel recoil lug, and friction ring arrangement, but I got it figured out. Awesome Trap, Skeet, or upland game gun, as it is so fast in loading up. Looks like only about 67,000 were produced, which is small numbers, when your talking a major brand production run. I sure do like it,,,,wish I could talk my customer out of it, but thats not Kosher! he.e.e.e. Funky way of loading into the breech, and only holds two rds. I sure do like it,,,,wish I could talk my customer out of it, but thats not Kosher! he.e.e.e. Fantastic guns. What would one cost new now My twelvette, the one that was not touching the interrupter has a split at the barrel guide. part NO 6 So I have a new one on order. If you put it all together and there is play in the barrel, lengthwise, adjust the aluminum nut, till all play is gone, and the forearme will slip up in place easily. The Twelvette Double auto was in production from 1954 to 1972 The Double Auto also has those dates. Remember, New In The Box is the gun with ALL of its original paperwork in the original packaging in a virgin unopened condition.Even if you just took it out of the box to look at it for a few seconds and put it right back it is now a USED gun and even though it is pristine.it has dropped at least one grade in value. Why Because un like a.say.a car that has a milage indicator.a gun has no such feature except the factory sealed container being intact.

<http://as-seferovic.com/images/3m-overhead-projector-model-213-manual.pdf>



only driven to church on Sundays by an old maid school teacher means nothing If you put it all together and there is play in the barrel, lengthwise, adjust the aluminum nut, till all play is gone, and the forearm will slip up in place easily. Thats I guess why they dont jump forward after firing, unlike the long recoil guns. Website by Hudson. It may not display this or other websites correctly. You should upgrade or use an alternative browser. Its just a something different gun to throw into the rotation. Its a steel receiver.12 GA with 28ish inch barrel with Polychoke. Bob says its from 1955 based on the serial number. It works great. First trip out for skeet it went 74 for 75. Honestly, I kinda like it. The semi POW grip is superb. Too bad they never made them in the proper gauge for me. Did you have this one. I like the green Twelvette myself, but couldnt find one. If you cant or wont be able to for quite some time then Ill pursue other options, up to and possibly including purchasing the item on eBay.I see replacement stocks here and there. Should I try to obtain anotherUnlock additional features, and fewer ads while browsing. Consider upgrading your membership for less than a box of bullets. Just because there are lots of If it is on the shelf at anti2nd The superb balance of the Double Auto was achieved It is hard to find a center The Double Auto features speed loading The safety was made to be ambidextrous, so The actions were all fitted with more handwork As a result, the Double Auto was a costly shotgun Yet, the demand for Double Autos The Double Auto had and has what many shooters The Double Auto is Handwork was becoming increasingly expensive The Browning 2000 a.k.a. B2000 As responsive upland field guns, neither All Rights Reserved. What I would like to know is what is different between a Twelvette and a Twentyweight. I know that a Twentyweight is about half a pound lighter, but why. How do you all like your Double Automatics.

It seems to me a Twentyweight with a IC barrell would be an ideal dove and quail gun. Is the recoil harsh on these I love them both very much. As I understand it the Twentyweight had slimmer wood and a narrow profile barrel. Probably had some extra hollow areas in the wood where possible. The recoil impulse is different than about anything Ive ever shot. But they dont kick badly, I dont even mind pheasant loads in mine. And I will not buy one that has had a pad put on it. Not so much that Im a snob for originality, but they fit me perfectly with the factory plate. Barrel lengths are actually

some oddball in between length but close enough. Watch for cracked buttstocks and dont oil the insides. The owners manual states that they are to be run dry and not taken apart. If you oil them they will cycle too fast and jam. I run mine dry and blow them out with compressed air to get dust out. Great guns and I find the Twelvette to be the right weight for upland hunting and will have a hard time taking any of my other guns to the pheasant fields. Ive read that the wood was where they made the weight difference on the Twentyweight. Recoil is on par with most A5s but a tad more felt than a gas auto system. Certainly a bit more spread out than a pump gun. Im into a variety of shotguns of the 1930s to 60s era. The design kind of solve a problem that didnt exist, but they sure did it up in fashion. Get your checkbook out if you want a pristine version in one of the funny colors; they came in variety of colors like blue, green, redish. Find a good shooter and have fun with it. By the way, if you need any work done on these I highly recommend Arts Gun Shop in Hillsboro Missouri. They do good work and get stuff back in a timely fashion. You should upgrade or use an alternative browser. It will fire the first shell but not eject the fired one enough so the second one will feed properly. I cleaned the chamber with a 20 mil brass brush.

<http://constructionone.com.br/wp-content/plugins/formcraft/file-upload/server/content/files/1626b9d3912eec---casio-cz-101-manual.pdf>

It is called a Twelvette, made between 5571 and approx. 67,000 were made. I tried both target loads and field loads. Any help or suggestions will be greatly appreciated. The manuals that came with them stated they were lubricated at the factory and not to add lubrication. Too much lubrication makes the action work too fast jamming the first shell before it clears the port. One word of caution, if it is one with an alloy receiver rather than steel, the anodizing is covered with a coating, possibly lacquer. The coating will be damaged by cleaners like carb spray or brake cleaner. It would be best to disassemble to remove the excess oil rather than spray with the parts inside the receiver to avoid damage to the coating. I just put it on a qtip and barely put any oil on any part of it. View the above link that I did on shotgunworld.com to fully disassemble the Browning Double Auto. I have bought many DAs that I needed a deep clean to function. My Grandfathers DA was stored bolt open for about 30 years from 1970 something to about 2000. It did exactly what you describe, first shell fires and the second wont load. I took it apart using the method in my link. It still had issues with target loads. We ran about a box of heavy field loads through it and repeated the complete cleaning process. I was amazed at how much gunk that was shook loose again. It functions well with all loads now. You said that you cleaned the chamber. I polish my DA chambers with Kroil, locking the barrel in gun vise. I use a cleaning rod that I bought from Rods Custom gunstocks and an oversized chamber brush. The rod is designed to fit in a drill. If this doesnt fix your problem, I would consult [www.artsgunshop.com](http://www.artsgunshop.com). I have not personally used Arts, but I know many who have and he is said to be top notch with old Brownings. Ill send you a pm after work with my info so that I can send you a scan copy of the Browning DA owners manual.

Too much oil can also be a bad thing in these hand fitted actions which the owners manual addresses. Let me know if you have any luck. Doug Allison I found out the hard way NOT to use Kroil or other aggressive cleaners on the colored receiver. Still makes me sick. I had to sell that DA as I could not stand to look at what I let happen. It was a boxed trap stocked DA. Good luck! Doug Allison These guns are mechanical recoil operated and require a good tight hold to the shoulder to get that SHORT bbl action to operate reliably. The pad has to be against something solid to operate the action properly. BUDDoug Allison A lot of memories with that. Found a solid rib barrel a few years back in Mod choke. Both original barrels we had before had modifications from back in the day. Cutts and Simmons rib on one and another compensator of some type with the same Simons rib. Cleaning the action spring and tube in the stock were required. Cycles even light target loads like butter. Hope you find the solution. My trigger group is early and the newer full length stock I found at Numrich is not an exact fit. They must have changed the inlet as production went along. The



original prince of wales from my dads was cut down for a younger shooter and a recoil pad. Still looking for and early original length stock. Doug Allison We took it apart, cleaned a very dirty guns action, and it was evident that someone had taken it apart before. Put it back together and still not chambering the second round. We tried both target loads and field loads. It will go to a professional to be fixed. Thank You again for the info. Harley. You should upgrade or use an alternative browser. I will post a couple pages of the owners manual that will discuss these issues. These 20wts are perfect for an upland game game that you carry all day and only shoot several times.

Doug Allison Doug Allison When we got it back into action, we had to clean, shoot, repeat a couple times before we got all of the crud out of the action, recoil spring, and bolt before it would cycle 1 oz loads reliably. Did you see how I had to push the muzzle of the barrel into the carpet to get the forend to latch. Is your DA recoil spring this tight. When I get home from work I will post the page from the owners manual that goes over adjusting the recoil spring. I have not had great success in getting most DAs to shoot reloads. I have great success with 1 oz factory stuff. I try to stay away from the non brass based hulls. Doug Allison I would think a good reload that has been full length sized should not be an issue. It shoots all of my light loads, 1 oz., without any problems. Thank you for the excellent videos on cleaning and assembly. Tim Earney Doug Allison It does thump you pretty good though. The Twelvette is a pleasure to shoot 1oz loads, like factory Rios. I add a small pad to an uncut stock, Rods Custom Gunstocks did this one after refinishing the wood, and that helps too. Doug Allison See how the forend had a piece broken. That comes from adjusting the recoil spring too far to the rear. The wood contacts the receiver and when you try to swing the forend down to remove the barrel, it cracks. My DA slug gun has the same crack from a previous owner. Doug Allison Can you see the slash in front of the stars on the barrel think it IC or Mod The DA barrels with vent rib make such a wonderful chime when the action is closed. Doug Allison I will check mine and let you know. Doug. The shotgun has a 26" vent rib barrel with five choke tubes for lead or steel. Very Good Buyer pays shipping. Millers Gun Center. Located in New Castle, Delaware Excellent condition safe queen. A 1956 manufacture date. This shotgun is all original finish, its been in my family for over 50 ye Ducks Unlimited 60th Anniversary No collection too small or big. No firearm too expensive or too cheap.

We consign all of them. Ask about our consignment Very good original condition. This gun is all original beautiful condition. It has the 28 inch full choke barrel and the bore is smooth and shiny. The blue is near new looking with no rust or pittin This Browning Belgium Auto 5 12g Light was mfg abt 1972 in Belgium for Browning and retains its original classic and suberb character. Its has a beautiful slight reddish tone Great tiger striped Wood. Credit Cards add 3%. Shipping and Insuranc It is in suberb restored con Factory finish on both wood and metal. Clean gun! Email me if you would like these pics s Factory finish on both wood and metal, factory recoil pad. Clean all original gun. Email me if you would li Guns International makes no representation or warranty as to the accuracy of the information contained in the gun classifieds, gun parts or gun services classifieds listings. Buyers and sellers are required to know and comply with all applicable local, state, federal and international firearm laws. Every DA you see out there with a recoil pad was likely added after market. This In The Box gun has RECOIL PAD stamped on the tag, indicating it was factory ordered. The skeet barrel had the correct Diamond Rib post. The gun shows practically no wear, it may have been shot a handful of times. Can never tell which is why I dont post them NIB. The gun comes with the original owners manual. Its a great piece. SOLD Manufacturer. Browning Model Every DA you see out there with a recoil pad was likely added after market. Browning Model Guns International makes no representation or warranty as to the accuracy of the information contained in the gun classifieds, gun parts or gun services classifieds listings. Buyers and sellers are required to know and comply with all applicable local, state, federal and international firearm laws. Ive only seen one of these guns, a Flat Knob, Skeet Choked, 1971 Twelvette with a FACTORY Recoil Pad. Its a great piece. Price. Browning Model.

<http://www.drupalitalia.org/node/67208>